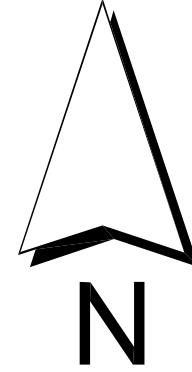


DOLBY THEATER
HOLLYWOOD &
HIGHLAND COMPLEX
6801 HOLLYWOOD BL



3,021 SPACES



LEGEND

- CROSSING POINT (AS NEEDED)
- DIRECTION TO BE CLOSED
(EASTBOUND CLOSURE SHOWN)
CLOSURE NO.
- CONTINGENCY
- CONTINGENCY
- TRAFFIC OFFICER
- PRIMARY ASSEMBLY AREA
- OVERFLOW AREA (AS NEEDED)
- ROAD CLOSED AHEAD SIGN
(AS NEEDED)
- PRE/POST EVENT SHUTTLE ROUTE
- FIRST AID STATION

GENERAL NOTES:











1. PORTA-POTTIES WILL BE LOCATED ACROSS FROM THE FIRST AID STATIONS
2. FIRE HYDRANTS ALONG THE ROUTE WILL BE EQUIPPED WITH WATER FOUNTAINS
3. A 12' EMERGENCY LANE WILL BE MAINTAINED TO THE LEFT OF THE RALLY



GENERAL NOTES:

1. PORTA-POTTIES WILL BE LOCATED ACROSS FROM THE FIRST AID STATIONS
2. FIRE HYDRANTS ALONG THE ROUTE WILL BE EQUIPPED WITH WATER FOUNTAINS
3. A 12' EMERGENCY LANE WILL BE MAINTAINED TO THE LEFT OF THE RALLY

LEGEND

-  CROSSING POINT (AS NEEDED)
-  DIRECTION TO BE CLOSED (EASTBOUND CLOSURE SHOWN)
-  CLOSURE NO.
-  CONTINGENCY
-  TRAFFIC OFFICER
-  PRIMARY ASSEMBLY AREA
-  OVERFLOW AREA (AS NEEDED)
-  ROAD CLOSED AHEAD SIGN (AS NEEDED)
-  PRE/POST EVENT SHUTTLE ROUTE
-  FIRST AID STATION

